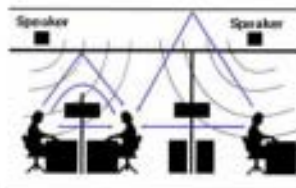


FM1E/FM1N

FastMount® Integrated Speaker System



AVLELEC

www.SoundmaskingInstallation.com

8641 S. Warhawk Rd. Conifer, CO 80433
(303) 670-1099 (303) 679-8949 fax
Patrick.McAllister@AVLELEC.com

The AVLELEC FM1 is a unique, low profile, extended bandwidth, wide dispersion planar loudspeaker with an integrated backbox, designed for use in commercial and residential installations. Patented Planar Diaphragm Technology™ allows an FM1 that has been properly installed in a ceiling boundary to radiate sound in a 140° hemispherical pattern with smooth, even coverage. This dispersion characteristic allows FM1 speakers to be spaced farther apart than narrow-dispersion conventional speakers, reducing the total quantity of loudspeakers required in almost any installation.

The FM1 uses the patented FastMount® mounting system that allows the speaker to be installed from the finished side of the room without requiring any tools, greatly reducing the time required to install the speaker. The FM1 is offered in two versions:

- The FM1E is intended for installation in existing ceilings and includes a TBS-FM1 T-Bar Mounting Support Bridge in the package with the speaker.
- The FM1N is intended for installation in new construction. An NCB-FM1 New Construction Bracket is included in the price of the speaker, and is shipped separately, allowing it to be pre-mounted to ceiling joists before the ceiling board is installed.

The FM1 will flush-mount into conventional drop ceiling tiles or gypsum board, from 3/8" (10mm) to 1-1/4" (30mm) thick, leaving a .04" (1mm) profile. The FM1's flat Expanded PolyStyrene [EPS] loudspeaker surface may be finished with water-soluble materials such as latex paints to match any color or decor requirement using conventional brush-on, roller, or airless spray application systems. The FM1 is transformer-coupled, with the following taps: 0.5W, 1W, 2W, 4W, 8W, 16W and 8-ohm bypass. An optional ECS enclosure compensation module is available, to optimize bass performance for music playback applications.

Recommended Installations:

- Suspended ceiling systems
- Flush-mounted into hard ceilings

Recommended Environment:

- Indoor or weather-protected outdoor

Optional Accessories:

ECS-FM1: Line-level enclosure compensation module

Performance Specifications:

Radiating Surface: 85.5 in² (532.3cm²) Planar Diaphragm
Driver System: 0.82 lb (0.37kg) Magnet with 1.02" (26mm) voice coil
Frequency Response: 80Hz - 15kHz ±4dB
Power Rating: 20 Watts RMS as per EIA standard RS-426-A
Pressure Sensitivity: 94dB, 1W/1m
System Impedance: 8 ohms nominal; 5.5 ohms minimum
Transformer: Primary Voltage — 70.7 Volts
Primary Taps — 0.5, 1, 2, 4, 8, 16 Watts; 8-ohm bypass
Dimensions (Dia x D): 11-3/4" x 8-3/4" (298mm x 222mm)
Cut-Out Diameter: 10-3/4" (275mm)
Product Weight: 6.8 lbs. (3.1kg)
Shipping Weight: 20.5 lbs (9.3 kg) (box of two)

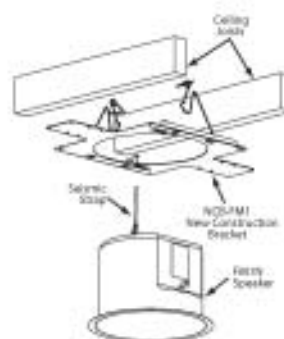
Packaging:

FM1E — Two (2) to a carton, shipped complete with TBS-FM1 T-Bar Mounting Support Bridge.

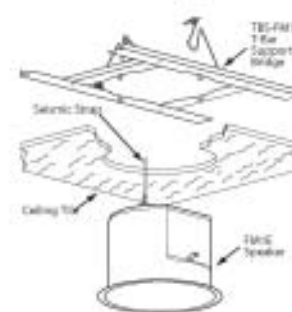
FM1N — Two (2) to a carton, NCB-FM1 New Construction Bracket shipped separately to facilitate pre-installation before ceiling is finished.

Installation Example

FM1N:



FM1E:



Warranty:

AVLELEC warrants the FM1 to be free of any defect in materials or workmanship for a period of 5 years from the date of purchase. During the warranty period, AVLELEC will repair or replace (at its option) all such defects without charge for parts or labor, if returned prepaid to the proper AVLELEC service facility, together with the original sales receipt or other proof of purchase. The unit will be returned prepaid.