

Model No.

LPR-2127-PGT




- **21U x 27"D x 23.06"W portable rack w/ plexiglass front door, laminate top**

Construction & Features

- **Welded Frame:** 16-gauge steel with 14-gauge steel bottom, reinforced at loadbearing junctions.
- **Sides:** Welded sides have vents at top/bottom and recessed handles.
- **Front Door:** Surface-mount front door—steel frame with smoked plexiglass insert—features a recessed handle and key lock. Mounts left or right.
- **Premium Laminate Top:** Graphite Grey laminate over particle board with rounded corners and rubber edge molding. Top overhangs rack's metal top, measuring 1"H x 29.06"D x 24.69"W.
- **Rear Door:** Recessed rear door with vents and key lock.
- **Swivel Casters:** Heavy duty rubber casters with total load rating of 900 lbs. Casters ship inside rack for field installation. Includes 2 swivel, 2 swivel-locking.
- **Cable Management:** Abundant cable lacing holes and removable knockout panels above and below rear door feature knockouts for BNC wireless antennas (0.5"), compound knockouts for conduit (.75-.50" and 1.5-1.0") and a blank project panel. Generous space for managing wire between front rails and front-to-rear supports.
- **Thermal Management:** Vents above and below front door, on side panels and in rear door.
- **Mounting Rails:** One pair adjustable rails with mounting holes tapped 10-32 and rack unit increments printed on EIA spacing.
- **UL Listed (UL2416):** Load capacity 900 lbs.
- **EIA/TIA:** Compliant.
- **Hardware:** PilotPoint™ screws with captive washers.
- **Finish:** Black wrinkle powder epoxy.
- **Origin:** Made in the U.S.A. with 100% Certified U.S. steel

Options (order separately)


- **Additional Rails (RRD-21):** 21U rails support rear of rack-mounted equipment. Sold in pairs.
- **Knockout Panels for Neutrik Connectors (No. KOP-N):** Use in place of rear knockout panels. Twelve openings for field installation of Neutrik® D-series, Switchcraft® HPC or E-series connectors. Sold in pairs.



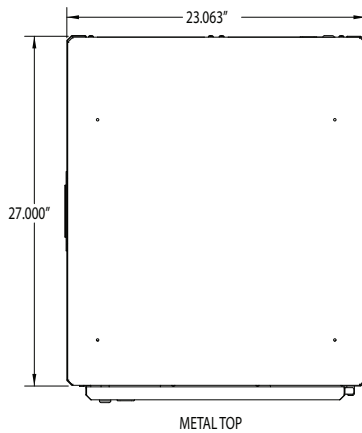
A&E Specifications

The EIA/TIA compliant, UL 2416 Listed, 19" portable equipment rack shall be AVLELEC Model No. LPR-1427-PGT, which shall be constructed of 16-gauge U.S. steel with 14-ga. steel bottom, reinforced at all loadbearing junctures. It shall measure 42.875"H (without casters or laminate top) x 27"D x 23.06"W and provide 21 rack units of panel space. It shall include one-pair swivel and one-pair swivel/locking casters which shall be field installed and increase rack height 5.13". Total load rating shall be 900 lbs. The rack frame shall have vents above and below the smoked plexiglass surface-mount front door, which shall have an integral handle and key lock. The rack shall feature vented side panels with recessed handles, vented recessed rear door with key lock and one-pair of adjustable mounting rails tapped 10-32. The rear shall feature removable knockout panels above and below the door with knockouts for BNC wireless antenna (0.5"), compound knockouts for conduit (.75-.50" and 1.5-1.0"), and a blank project panel. Finish shall be black wrinkle powder epoxy. The rack shall include a particle board top with Graphite Grey laminate finish, rounded corners and rubber edge molding. The laminate top shall overhang the rack and measure 1"H x 29.06"D x 24.69"W.

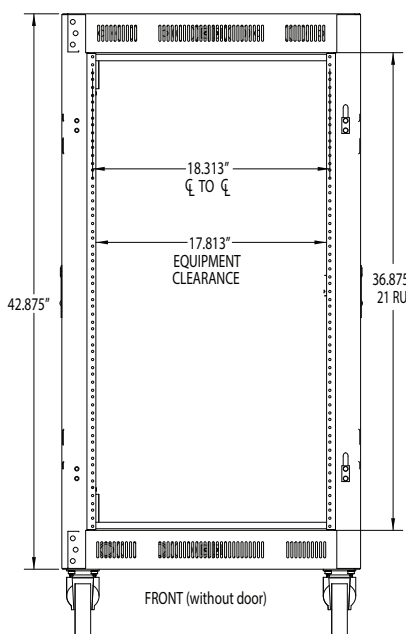
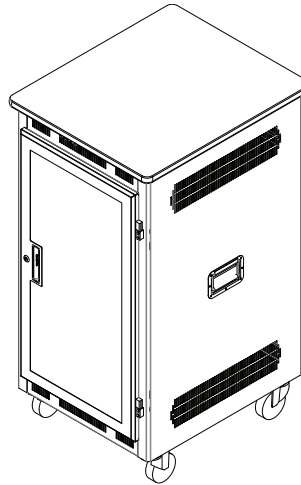
Technical Drawings



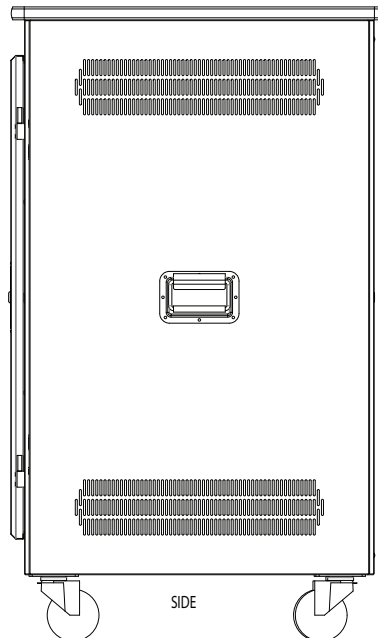
Model No. LPR-2127-PGT includes a premium overhanging top with Graphite Grey laminate finish and rubber edge molding.



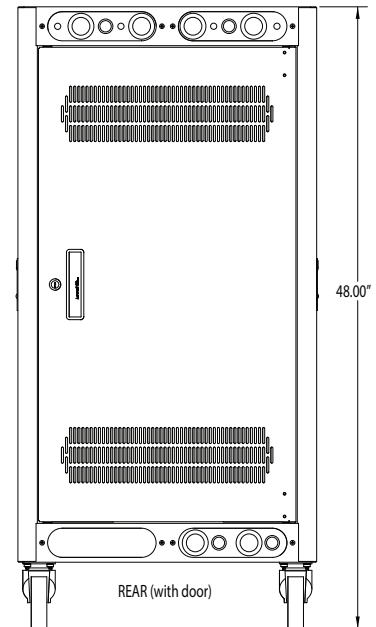
METAL TOP



FRONT (without door)



SIDE



REAR (with door)

Model No. Summary

Model No.	Description	Rack Units	Panel Space	Rack Height*	Rack Depth*	Rack Width*	Casters Height
LPR-2127-PGT	Portable rack with plexiglass door & lam. top	21U	36.875"	42.875"	27.00"	23.06"	5.13"

OPTIONS (order separately)

RRD-21	21U rails (1pr)
KOP-N	Knockout panels for Neutrik connectors (1pr)

* Rack measurements without casters or laminate top
 One Rack Unit (RU or U) = 1.75"